

VCL Multi-Compartment S.A., Compartment VCL 39

Capital Structure

| Class | Final Rating | Outlook | Amount (EURm) | CE ^a (%) | Interest Rate (%) | Legal Final Maturity |
|-----------------------------------|--------------|---------|---------------|---------------------|-------------------|----------------------|
| A | AAAsf | Stable | 709.5 | 6.6 | 1m Euribor + 0.42 | April 2029 |
| B | AAsf | Stable | 13.5 | 4.8 | 1m Euribor + 1.50 | April 2029 |
| Subordinated loan | NRsf | n.a. | 20.7 | 2.0 | 2.12 | April 2029 |
| Total (excluding sub-loan) | | | 723.0 | | | |

^a Credit enhancement (CE) includes overcollateralisation (5.4% and 3.6% for classes A and B, respectively) and the amortising reserve fund of 1.2% of the initial portfolio balance. Anything above the reserve fund floor of 1.0% of the portfolio balance will be used to pay down the sub-loan at each payment date and is not available for notes redemption, resulting in an effective.

VCL Multi-Compartment S.A., Compartment VCL 39 (VCL 39) is a securitisation of auto lease receivables originated to German companies and individuals by VW Leasing GmbH (VWL, the seller), a subsidiary of Volkswagen Financial Services AG (VWFS), itself a subsidiary of Volkswagen AG (VW; A-/Stable/F1).

Key Rating Drivers

Strong Performance Despite Macroeconomic Volatility: Fitch Ratings sees very strong historical performance of the total book and predecessor transaction data, which remained strong over recent years despite macroeconomic turmoil. Fitch incorporated the performance into its economic outlook and adjusted the default base case down to 1.3% from 1.5% for the previously Fitch-rated VCL 36.

Meanwhile, the recoveries performance suggested an assigned base case of 60%, which more adequately reflects predecessor transactions' cumulative recoveries than the previously assigned 67.5% for VCL 36. Both defaults and recoveries in combination ultimately result in an unchanged loss base case of 0.5%.

Sensitivity to Pro-Rata Period: The transaction has a pro-rata allocation mechanism if certain target overcollateralisation (OC) conditions are fulfilled and loss triggers are not breached. The length of the pro rata period and therefore outflow of funds to junior positions in the waterfall is driven by the lifetime loss in combination with loss timing and the amortisation profile together with prepayments. We consider the risk of leakage of funds limited in high rating scenarios as performance triggers are breached swiftly, leading to sequential amortisation.

Liquidity Reduces Servicing Disruption Risk: A cash reserve provides sufficient coverage of three months of senior fees, swap payments, and class A and B notes' interest payments in case of servicing disruptions.

Seller-Related Risks Addressed: A dedicated risk reserve offers protection against potential seller-related obligations, including contingent tax risks. Commingling risk is reduced by a cash advance mechanism upon VW's rating falling below rating thresholds in line with Fitch's counterparty criteria. We consider this mechanism adequate in addressing commingling risk.

| Inside This Report | Page |
|---------------------------------------|------|
| Key Rating Drivers | 1 |
| Highlights | 2 |
| Key Transaction Parties | 2 |
| Transaction Comparisons | 3 |
| Sector Risks: Additional Perspective | 4 |
| Asset Analysis | 4 |
| Cash Flow Analysis | 7 |
| Rating Sensitivity | 8 |
| Transaction Structure | 9 |
| Counterparty Risk | 13 |
| Criteria Application, Model and Data | |
| Adequacy | 14 |
| Surveillance | 15 |
| Appendix 1: Origination and Servicing | 16 |
| Appendix 2: ESG Relevance Scores | 18 |

Closing occurred on 26 June 2023. The transfer of the portfolio to the issuer occurred on the closing date. The ratings assigned above are based on the portfolio information as of 31 May 2023, provided by the originator.

Ratings are not a recommendation to buy, sell or hold any security. The prospectus and other material should be reviewed prior to any purchase.

[Representations, Warranties and Enforcement Mechanisms Appendix](#)

Analysts

Karina Meschirov

+49 69 768076 137

karina.meschirov@fitchratings.com

Sophie Crofts

+44 20 3530 1859

sophie.crofts@fitchratings.com

Highlights

Transaction Highlights

| Effect | Highlight |
|---------|---|
| - | Limited Excess Spread: The portfolio is sold at a fixed discount rate of 5.7%. In this deal, the costs of funding including fees and swap rates are almost equal to the discount rate leaving the transaction with very limited excess spread. |
| Neutral | Mostly Unchanged Pool and Structural Characteristics: The key characteristics of the asset portfolio are comparable to previous Fitch-rated VCL transactions, including the split between private and commercial lessees and the pool concentrations within the largest lessees. The transaction structure is similar to that of predecessors with a slightly higher reserve than VCL 36 and a decreased initial OC for classes A and B, by 60bp and 20bp, respectively, while target OC levels are unchanged. |
| + | No Exposure to Residual Values: The issuer did not purchase the lease receivables' residual value (RV) portion, which is securitised in a master structure. The issuer is therefore only indirectly exposed to the development of used car prices relevant to vehicle remarketing proceeds for defaulted contracts. |
| + | Long Performance History: The originator is a well-known auto lease provider in Germany, with a robust servicing record and long underwriting and securitisation experience, including periods of economic stress. Our expected losses and the stressed levels incorporate the long and robust data track available, the good performance of prior Fitch-rated deals, and the static nature of the portfolio. |
| Neutral | Minimal Credit Impact from ESG: The highest level of ESG credit relevance is a score of '3', meaning that ESG issues are credit neutral or have only a minimal credit impact on the transaction, either due to their nature or the way in which they are being managed (see ESG Navigator in <i>Appendix 2</i>). |

Source: Fitch Ratings

Euribor Exposure

| Assets | Rated notes | Hedges |
|-------------------------|---|---|
| 100% fixed-rate assets. | Floating-rate liabilities with reference to 1m Euribor. | The fixed-rate assets will be swapped into 1m Euribor (plus the margin of the respective note), subject to a floor of zero. |

Source: Fitch Ratings, VCL Multi-Compartment S.A., Compartment VCL 39

Key Transaction Parties

Please see counterparty risk section for more detail.

Key Transaction Parties

| Role | Name | Fitch Rating |
|---|---|----------------------------|
| Issuer | VCL Multi-Compartment S.A., Compartment VCL 39 | Not rated |
| Originator, seller, servicer | Volkswagen Leasing GmbH | Not rated |
| Reference entity for remedial action on commingling | Volkswagen AG | A-/Stable/F1 |
| Security trustee | Intertrust Trustees GmbH | Not rated |
| Data protection trustee | Data Custody Agent Services B.V. | Not rated |
| Subordinated lender | Volkswagen Financial Services AG | Not rated |
| Issuer account bank, cash administrator | The Bank of New York Mellon, Frankfurt branch | AA/Stable/F1+ |
| Paying agent | The Bank of New York Mellon, London branch | AA/Stable/F1+ |
| Swap provider | DZ Bank AG Deutsche Zentral-Genossenschaftsbank, Frankfurt branch | AA (dcr) AA-/Stable/F1+ |
| Arranger | Lloyds Bank Corporate Markets plc | A+/Stable/F1 |
| Joint lead managers | Commerzbank | Not rated |
| | Lloyds Bank Corporate Markets | A+/Stable/F1 |
| | Wertpapierhandelsbank GmbH | |
| | MUFG Securities (Europe) N.V. | Not rated |

Source: Fitch Ratings, VCL Multi-Compartment S.A., Compartment VCL 39

Key Rating Driver

(Negative/Positive/Neutral)

| Rating impact | Key rating driver |
|---------------|---|
| Positive | Strong Performance Despite Macroeconomic Volatility |
| Negative | Sensitivity to Pro Rata Period |
| Positive | Liquidity Reduces Servicing Disruption Risk |
| Positive | Seller-Related Risks Addressed |

Source: Fitch Ratings

Applicable Criteria

[Global Structured Finance Rating Criteria \(March 2023\)](#)[Consumer ABS Rating Criteria \(August 2022\)](#)[Structured Finance and Covered Bonds Counterparty Rating Criteria \(March 2023\)](#)[Structured Finance and Covered Bonds Counterparty Rating Criteria: Derivative Addendum \(August 2022\)](#)[Structured Finance and Covered Bonds Interest Rate Stresses Rating Criteria \(December 2022\)](#)

Related Research

[Global Economic Outlook \(June 2023\)](#)[EMEA Structured Finance Outlook 2023 \(December 2022\)](#)[High German Used Car Prices Have Not Changed Recovery Expectations \(February 2023\)](#)

Transaction Comparisons

Alongside the most recent Fitch-rated predecessor transaction, VCL36, the comparison table includes two other German auto loan deals. As no residual value (RV) is securitised, VCL's portfolio credit risk could be compared to an auto loan portfolio, though not identical given the customer and product characteristics.

Transaction Comparison

| | VCL Multi-Compartment S.A., Comp. VCL 39 | VCL Multi-Compartment S.A., Comp. VCL 36 | Silver Arrow S.A. Comp. 15 | Red & Black Auto Germany 9 UG |
|--|--|--|----------------------------|--|
| Type | Static | Static | Static | Static |
| Closing date | June 2023 | June 2022 | April 2023 | October 2022 |
| Seller | VWL | VWL | Mercedes-Benz Bank | Bank Deutsches Kraftfahrzeuggewerbe GmbH |
| Issuance volume (EURm) | 723.0 | 721.5 | 756.0 | 600 |
| Class A – rating | AAAsf | AAAsf | AAAsf | AAAsf |
| Class A – amount (EURm) | 709.5 | 705.0 | 700.0 | 567.3 |
| Class A – CE (%) | 6.6 | 6.8 | 8.3 | 5.9 |
| Class B – rating | AAsf | AAsf | NRsf | AAsf |
| Class B – amount (EURm) | 13.5 | 16.5 | 56.0- | 7.5 |
| Class B – CE (%) | 4.8 | 4.6 | 1.0- | 4.7 |
| Class C – rating | - | - | - | A+sf |
| Class C – amount (EURm) | - | - | - | 9.6 |
| Class C – CE (%) | - | - | - | 3.1 |
| Class D – rating | - | - | - | BBBsf |
| Class D – amount (EURm) | - | - | - | 12.6 |
| Class D – CE (%) | - | - | - | 1.0 |
| Portfolio summary as of closing | | | | |
| Type of receivables | Auto leases | Auto leases | Auto loans | Auto loans |
| Total outstanding balance (EURm) | 750 | 750 | 789.9 | 600 |
| Number of receivables | 72,788 | 82,897 | 33,808 | 41,762 |
| Average outstanding balance (EUR) | 10,304 | 9,048 | 23,364 | 14,367 |
| WA seasoning (months) | 6.6 | 7.3 | 16.4 | 10 |
| WA remaining term (months) | 33.1 | 32.5 | 33.2 | 47 |
| Age of vehicle (%) | | | | |
| New vehicles | 94.2 | 93.1 | 35.6 | 10.0 |
| Used/demo vehicles | 5.8 | 6.9 | 64.4 | 90.0 |
| Debtor type (%) | | | | |
| Private | 20.4 | 21.7 | 54.4 | 100.0 |
| Commercial | 79.6 | 78.4 | 45.6 | 0 |
| Type of repayment | | | | |
| Direct debit payments | 99.3 | 99.3 | 100.0 | 100.0 |
| Fitch assumptions (%) | | | | |
| Cumulative default rate assumption | 1.3 | 1.5 | 1.5 | 1.4 |
| Recovery rate assumption | 60.0 | 67.5 | 70.0 | 60.0 |
| Prepayment rate assumption | 4.0 | 4.0 | 10.0 | 12.0 |
| Source: Fitch Ratings | | | | |

Sector Risks: Additional Perspective

Key Sector Risks

| | |
|--------------------------------|--|
| Sector or asset outlook | Auto performance will not be immune to inflationary pressures on household finances and slightly increasing unemployment in 2023. An incremental rise of 1.15x in delinquencies, leading to a comparable increase in defaults and losses, is expected across EMEA. However, high car ownership and the overall prime borrower quality remain powerful positive performance differentiators for auto loans and leases compared with unsecured credit. |
| Macro or sector risks | <p>Macroeconomic Outlook</p> <p>Fitch expects GDP to stagnate with 0% growth in 2023, followed by an increase of 1.2% in 2024. The energy shock had a greater impact on the supply side of the economy in Germany than elsewhere, given the importance of industry and the dependence on Russian gas. While the risk of severe winter shortages of gas in Germany looks to have been averted, gas supply remains limited over the short to medium term. We expect inflation to moderate during 2023, however, high inflation continues to erode real incomes and curtail consumption. The government paid a share of household energy bills in December, helping to lower inflation. A further subsidy scheme on energy payments is in force since March.</p> <p>We expect unemployment to increase only moderately to 3.0% in 2023, from 3.1% in 2022. The tight labour market will also provide pressure to increase wages, alongside hikes from the minimum wage to EUR12 an hour that was introduced in October 2022. Downside risks exist in the case of this year's GDP falling into negative growth territory resulting from sustained higher inflation and more aggressive monetary policy tightening.</p> <p>Used Car Market Outlook</p> <p>Used car prices reached a plateau at the end of 2022, after rising sharply in 2021 and in the first half of 2022. High used car prices will continue to support recoveries and sales proceeds for German Auto ABS. As supply chains will recover only gradually and demand is potentially shifting to the more affordable used car market, we expect prices to stabilise at or around the peak level, see <i>High German Used Car Prices Have Not Changed Recovery Expectations</i>.</p> <p>Over the medium-to-long term, we expect the auto market to undergo substantial transformation, as demand and supply turn away from internal combustion engines, which dominate auto ABS portfolios. Used car prices for internal combustion engine vehicles may become more volatile as supply and demand for these cars will gradually decrease.</p> |
| Relevant Research | <i>Global Economic Outlook – June 2023</i> <i>EMEA Structured Finance Outlook 2023</i> |

Source: Fitch Ratings

Asset Analysis

The key asset eligibility criteria, summarised in the following table, are unchanged from the previous Fitch-rated predecessor deal, VCL36.

Key Asset Eligibility Criteria

| Description |
|---|
| Lease contracts are denominated in euros with monthly payments. |
| Lease contracts are legally valid, binding agreements and governed by German law. |
| Not more than 5% of leased vehicles are from brands other than VW, Audi, SEAT, Skoda or VW Nutzfahrzeuge |
| No insolvency proceedings have been initiated against the lessee at closing. |
| Leased vehicles are situated in Germany, which is assumed to be fulfilled if the lessee is resident in Germany. |
| Receivables are free from rights of third parties and of defences and set-off claims of lessees. |
| No terminations have occurred or are pending. |
| No lease receivable was overdue as of the cut-off date, with lessees on coronavirus-related payment holidays considered overdue. |
| None of the lease receivables was subject to a statutory or voluntary coronavirus-related forbearance measure. |
| On the cut-off date, at least two lease instalments have been paid in respect of each of the lease contracts. |
| Lease contracts require substantially equal monthly payments to be made within 12-60 months from origination. |
| The total amount of lease receivables attributable to any single lessee does not exceed 0.5% of aggregate discounted receivables balance at the cut-off date. |

Source: Fitch Ratings, VCL Multi-Compartment S.A., Compartment VCL 39

Portfolio Summary

The lease contracts finance vehicles manufactured by the Volkswagen Group, including VW, Audi, SEAT, Skoda and VW Nutzfahrzeuge vehicles, as well as a smaller portion of cars produced by other brands. The portfolio's characteristics as of May 2023 are shown in the Transaction Comparison section. Portfolio concentrations are shown in the margin on this page.

The portfolio characteristics are comparable to Fitch-rated predecessor transactions' portfolio characteristics at closing but with an increased portion of electric vehicles (15.8% up from 11.6% in VCL 36). The VCL 39 portfolio is well diversified in terms of single obligors, geographical distribution and the industry sectors of the lessees, according to VWL's classifications.

Portfolio Credit Analysis

Loss Risk

As VWL neither provides default nor recovery vintage data, Fitch used the available information in reverse order compared to its standard approach.

Firstly, a base-case loss rate was set, based on VWL's total leasing book loss data and performance data from prior VCL transactions. Secondly, a base-case recovery rate was set, based on data from previous VCL transactions and the experience of the servicer's collection department. Thirdly, a lifetime default rate was implicitly derived from the set lifetime loss and recovery rates.

Loss data from VWL reflect write-offs after car sale according to the originator's accounting policy. These data are consistent with the loss definition in the transaction, on which the amortisation type triggers are based. Recovery collections received after the lease has been written off belong to VWL, according to the transaction documentation.

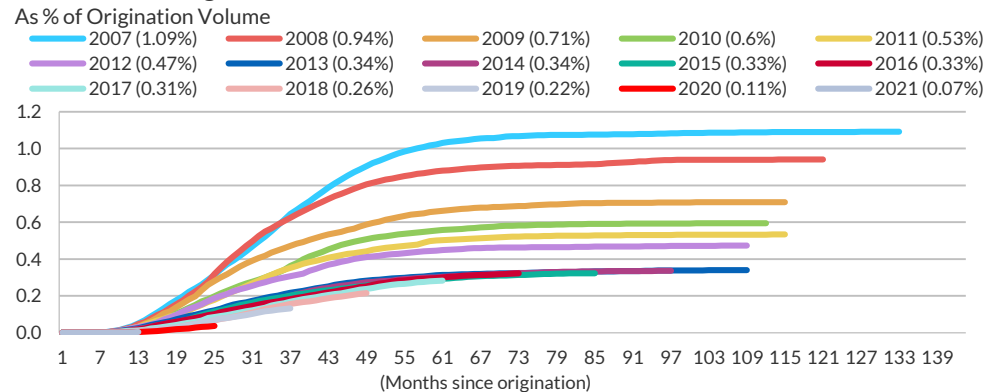
Portfolio Concentrations (Red Pool)

| | % of total (by volume) |
|--|------------------------|
| Largest 20 customers (% of outstanding discounted balance) | 1.64 |
| Largest regional concentration (North Rhine-Westphalia, % of outstanding discounted balance) | 23.5 |
| Largest industry concentration (public sector, % of outstanding discounted balance) | 19.8 |
| Closed-end contracts (% of outstanding balance) ^a | 100.0 |
| Electric vehicle share (% of outstanding discounted balance) | 15.8 |

^a Upon return of the car, the residual value risk is borne by the dealer (or VWL).
Source: Fitch Ratings, VCL Multi-Compartment S.A., Compartment VCL 39

The loss rate data for historical originations of VWL are shown below.

VWL Loss Vintages



Younger vintages show lower loss rates than older vintages. In Fitch's view, the better performance of recent vintages reflects improvements in VWL's origination standards.

Fitch has determined a loss base case of 0.5% over the term of the transaction in line with the previous Fitch-rated VCL 36. This conclusion is supported in particular by the solid transaction performance of predecessor VCL transactions such as VCL 31-34, which have cumulative defaults well below base-case assumptions.

Fitch has determined a loss base case of 0.5% over the term of the transaction in line with the previous Fitch-rated VCL 36. This conclusion is supported in particular by the solid transaction performance of predecessor VCL transactions such as VCL 31-34, which have cumulative defaults well below base-case assumptions.

However, the base case is set slightly above the recent loss vintages to account for the macroeconomic downside risk to the transaction considering the high share of commercial clients directly exposed to potential market disruptions in the currently volatile macroeconomic environment (see also the Sector Risks section above).

Defaults and Recovery Rates

Fitch has not received recovery information on VWL's total book. We derived our recovery assumption from default and loss information contained in previous VCL transactions' investor reporting. Fitch has applied a recovery rate base-case assumption of 60.0%, down from 67.5% for the previous VCL deals, to account for the observed cumulative recoveries of the predecessors being all below our base case expectation.

Combining our loss and recovery rate expectations results in a default base-case assumption of 1.3%, which Fitch views as being at the lower end of peer transactions and reflects the very good defaults and loss performance of all predecessors.

Performance Expectations (%)

| | Default rate expectation | Recovery rate expectation | Loss rate expectation |
|-----------|--------------------------|---------------------------|-----------------------|
| Base case | 1.3 | 60.0 | 0.5 |

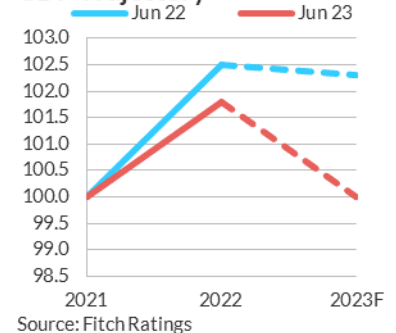
Source: Fitch Ratings

The agency has stressed its assumptions in higher rating scenarios to account for the impact of an unexpected economic deterioration on the transaction's cash flows.

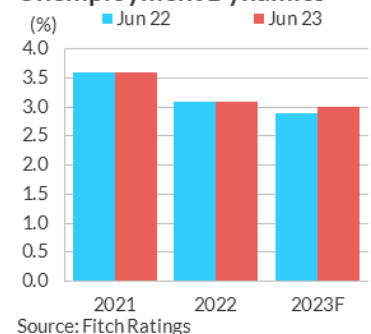
In line with its criteria, Fitch has applied a higher multiple to the 1.3% default rate expectation (6.25x for 'AAA', 5.0x for 'AA'). The default multiple primarily reflects the base-case assumption's low absolute level and Fitch's through-the-cycle rating approach.

To derive the recovery haircut, we considered the level of base-case recoveries, the secured nature of the assets and VWL's robust recovery processes as key determining factors. Fitch derived a lower-to-median recovery haircut ('AAA': 45%; 'AA': 36%).

GDP Trajectory



Unemployment Dynamics



Stressed Assumptions (%)

| | Rating default rate | Rating recovery rate | Rating loss rate |
|-----|---------------------|----------------------|------------------|
| AAA | 8.1 | 33.0 | 5.4 |
| AA | 6.5 | 38.4 | 4.0 |

Source: Fitch Ratings

Prepayment Risk

Fitch derived its base-case prepayment assumption using data from previous VCL transactions as the originator has not provided us with overall book data on prepayments.

Prepayments in earlier VCL transactions hardly exceed an annualised rate of 4%, which is the figure Fitch also assumed as its base-case assumption for VCL 36. This was then stressed to test the impact of high and low prepayments in the respective rating scenarios. For example, the base case was multiplied by 1.5x in the 'AAA' scenario. Due to the very low historically observed prepayments, Fitch applied 0% CPR in the low prepayment scenario across all rating levels.

The lease contracts do not contain provisions that allow customers to prepay a contract so prepayments are at the discretion of VWL. If a prepayment is granted, customers are generally obliged to settle the outstanding instalments, comprising both principal and interest, in full. VWL may, however, waive part of the repayment amount out of courtesy to the customer. In such cases, VWL would need to indemnify the issuer for any associated reduction in the principal balance. Fitch does not apply prepayment losses or gains in its cash flow modelling.

Cash Flow Analysis

Fitch used its proprietary cash flow model to test whether the available cash flows were sufficient to enable timely payment of interest and ultimate payment of principal on the notes in various stress scenarios.

Defaults were allocated using the default timings, determined based on the portfolio's WAL and Fitch's assumed base-case prepayment rate, as outlined in our *Consumer ABS Rating Criteria* and summarised in the table below.

Default Distribution

| Months from closing (%) | 4 | 9 | 13 | 17 | 21 | 26 | 30 |
|-------------------------|----|------|------|----|----|----|----|
| Front | 40 | 25 | 20 | 10 | 5 | 0 | 0 |
| Even | 17 | 17 | 17 | 17 | 17 | 15 | 0 |
| Back | 10 | 12.5 | 12.5 | 15 | 22 | 15 | 13 |

Source: Fitch Ratings

The recovery timing was derived from lease-by-lease default and loss data from previous VCL transactions. We assumed that a vehicle is typically sold within six months of default and distributed the recoveries over a six-month period.

The portfolio amortisation was modelled based on the pool data provided to Fitch. Defaults, recoveries and prepayments were applied as per the stressed assumptions. Interest income was generated on non-delinquent receivables at a rate equal to the discount rate less the buffer release rate. Available cash was distributed in line with the transaction's waterfall.

Fitch tested the transaction's sensitivity to different default distributions (front-loaded, evenly distributed and back-loaded), combined with high or low prepayments as well as rising, decreasing or stable (i.e. persistently negative at the current spot rate) interest rates.

The transaction is particularly sensitive to the length of the pro rata period, which is determined by the amortisation profile and assumed prepayments, the lifetime loss and the loss timing assumptions.

A high prepayment scenario leads to target OCs being reached sooner and therefore an earlier pro rata allocation to the class B notes and the unrated sub-loan. However, assuming back-loaded losses, a forced sequential note amortisation occurs later even in a stressed scenario.






Rating Sensitivity

Rating Sensitivity to Default and Recovery Assumptions

| | Class A | Class B |
|---|---------|---------|
| Original rating | AAAsf | AAsf |
| Increase default rate by 10% | AA+sf | AA |
| Increase default rate by 25% | AA+sf | A+sf |
| Increase default rate by 50% | AA- | Asf |
| Reduce recovery rate by 10% | AAAsf | AAsf |
| Reduce recovery rate by 25% | AA+sf | AA-sf |
| Reduce recovery rate by 50% | AA+sf | A+sf |
| Increase default rate and reduce recovery rate by 10% | AA+sf | AA-sf |
| Increase default rate and reduce recovery rate by 25% | AAsf | Asf |
| Increase default rate and reduce recovery rate by 50% | Asf | BBBsf |

Source: Fitch Ratings

The *Rating Sensitivity* section provides insight into the model-implied sensitivities the transaction faces when one assumption is stressed, while holding others equal. The modelling process uses the estimation and stress of these variables to reflect asset performance in a stressed environment. The results below should only be considered as one potential outcome, as the transaction is exposed to multiple dynamic risk factors. It should not be used as an indicator of possible future performance.

 No change or positive change
 Negative change within same category
 -1 category change
 -2 category change
 -3 or larger category change
 See report for further details

Rating Sensitivities – Upgrade: Lower-than-expected frequency of defaults or increases in recovery rates could produce lower losses than the base case and could result in positive rating action on the class B notes. For example, a simultaneous decrease in the default base case by 10% and an increase in the recovery base case by 10%, everything else being equal, would lead to a one notch upgrade of the class B notes.

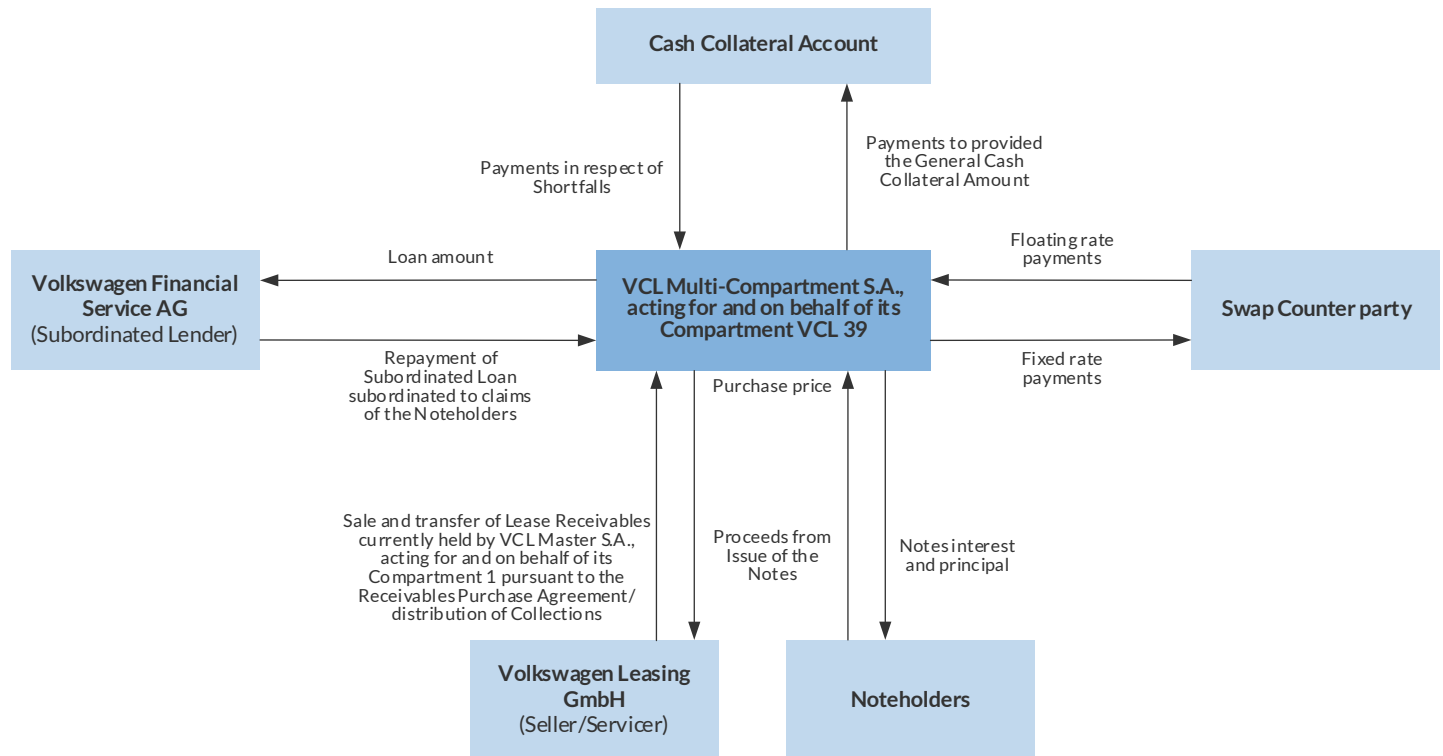
Rating Sensitivities – Downgrade: Auto performance will not be immune to inflationary pressures on household finances and slightly increasing unemployment in 2023. Fitch sees the outlook for EMEA asset performance deteriorating, expecting an incremental rise of 1.15x in delinquencies, leading to a comparable increase in defaults and losses.

Further unanticipated increases in the level of defaults or decreases in recovery rates could produce larger losses than the base case and could result in negative rating action on the notes. For example, a simultaneous increase in the default base case by 25% and decrease in the recovery base case by 25% would lead to a two notches downgrade of the class A and three notches downgrade of the class B notes.

Meanwhile, the agency believes that the high utility of car ownership and the overall prime borrower quality remain powerful positive performance differentiators for auto lease transactions.

Transaction Structure

Structure Diagram



Source: Fitch Ratings, VCL Multi-Compartment S.A., Compartment VCL 39

Issuer and True Sale

VCL Multi-Compartment S.A. is a Luxembourg-based securitisation company subject to Luxembourg securitisation law.

VCL Master S.A. Compartment 1 (VCL Master) – another Luxembourg-based securitisation company intended to function as a warehousing vehicle – originally acquired certain lease receivables related to selected lease contracts from the seller.

At closing, the issuer purchased certain receivables from VWL (transaction one), selling on the authority granted by VCL Master (transaction two). The receivables are the finance portion, which amortises the purchase price of the vehicle to its agreed residual value. The residual value component itself is not refinanced via VCL 39. Certain other receivables are excluded, for example, payments for contractually agreed maintenance services.

The VAT portion of any payments due from the lessee is excluded from the pool and retained by VWL to be advanced to the tax authorities. To secure the performance of the lease receivables, the security title to the leased vehicles was forwarded to VCL 39. In the event of a lessee's default, the issuer will be entitled to the proportion of recovery proceeds equivalent to its funding share in the sum of outstanding lease receivables and the residual value.

Capital Structure and Credit Enhancement

The issuer's expected assets and liabilities at closing are summarised in the table below.

Balance Sheet

| Assets | Amount (EURm) | % of total pool balance | Liabilities | Amount (EURm) | % of total pool balance |
|--------------|---------------|-------------------------|-------------------|---------------|-------------------------|
| Receivables | 750.0 | 100.0 | Class A | 709.5 | 94.6 |
| Cash reserve | 9.0 | 1.2 | Class B | 13.5 | 1.8 |
| | | | Subordinated loan | 20.7 | 2.8 |
| | | | PPD cash reserve | 9.0 | 1.2 |
| | | | PPD OC | 6.3 | 0.8 |
| Sum | 759.0 | 101.2 | | 759.0 | 101.2 |

PPD: Purchase price discount

Source: Fitch Ratings, VCL Multi-Compartment S.A., Compartment VCL 39

The issuance consists of the class A and B notes as well as a subordinated loan. Credit enhancement is provided by OC and the amortising cash reserve of 1.2% of the initial discounted pool balance. Amounts in excess of the 1.0% floor may flow back firstly to the subordinated lender and secondly to the seller outside the waterfall depending on portfolio performance.

All securitised receivables were discounted with a single discount rate of 5.7016%. The following components have been considered when determining the discount rate.

Discount Rate Calculation

| | (%) |
|---|-------------|
| Weighted average swap rate (including sub-loan) | 3.87 |
| Servicing fee | 1.00 |
| Senior expenses | 0.03 |
| Subtotal (rounded) | 4.90 |
| Buffer release rate | 0.8 |
| Total | 5.70 |

Source: Fitch Ratings, VCL Multi-Compartment S.A., Compartment VCL 39

As the buffer release rate will be directly released to the seller, the issuer benefits only from a discount rate of 4.90%. Should VWL become insolvent, the buffer release amounts would become available to the issuer.

Fitch does not consider the buffer release rate as potential excess spread available for note redemption. This is because, in Fitch's view, structural elements that are relied upon in order to pay timely interest and ultimate principal on the notes cannot be conditional on the occurrence of events like a seller/servicer default.

Reserve Fund

An amortising cash reserve, which amounts to 1.2% of the initial discounted receivables' balance, was funded through a purchase price discount (PPD). It is available to cover senior expenses, swap payments and notes' interest and is subject to a floor, amounting to 1.0% of the receivables' balance at closing or the outstanding balance of classes A and B notes, if lower.

Available funds will refill the reserve fund each period to its target amount. As long as the cumulative net loss trigger is not breached, excess release amounts from the reserve are paid back to the subordinated lender and the seller outside the waterfall. The floor amount can be used for note redemption upon the earlier of the legal final maturity date or the discounted lease balance reaching zero.

There is a further reserve, the VWL risk reserve, to cover seller-related risks, in particular tax-related risks mentioned under tax risk. The VWL risk reserve amounts to 1.1% of the discounted receivables' balance at closing.

Euribor Fall-Back Provisions

Assets

The portfolio is not exposed to Euribor discontinuation because it only consists of fixed-rate leases.

Rated Notes

VCL 39's servicer will use any (i) officially designated substitute rate, (ii) industry-wide solution, or (iii) generally accepted market practice as substitute for Euribor. If options (i)-(iii) are not available, the servicer will use the overnight index swap. If this is not available either, €STR will be the substitute rate. The servicer will also adjust the spread over the substitute reference rate. Any designated Euribor substitute applies to both the rated notes' reference rate and floating interest rate received on the swap.

Hedges

The issuer entered into two swaps to hedge against the fixed-floating interest rate mismatch. While it receives fixed instalments, its obligations under the notes are linked to one-month Euribor, the latter being determined in accordance with the provisions in the transaction documents described in Rated Notes above.

The first swap covers the interest due on the class A notes and the second swap covers interest payments due on the class B notes, both inclusive of the spreads over the reference rate, in exchange for a fixed rate. The floating amounts are subject to a floor of zero. Both swaps are linked to the outstanding balance of the respective notes.

Priority of Payments

The transaction has a combined waterfall for all collections on outstanding receivables. The amount available to be distributed contains the following positions:

Amount Available for Distribution

| | |
|---|--|
| + | Collections received by the servicer. |
| + | Share of realisation proceeds from vehicles belonging to the issuer. |
| + | Amounts from the general cash reserve. |
| + | Net swap receipts. |
| + | Investment earnings from the distribution account. |
| + | Amounts from the VWL risk reserve in case of failure by VWL to pay any secured obligations or in case of a German trade tax event. |
| - | Less the buffer release amount (provided no insolvency event with respect to VWL has occurred). |

Source: Fitch Ratings, VCL Multi-Compartment S.A., Compartment VCL 39

Transaction Waterfall

| | |
|-----|--|
| 1-5 | Taxes, senior expenses and net swap payments other than in case of a swap counterparty default. |
| 6 | Interest class A. |
| 7 | Interest class B. |
| 8 | General cash reserve up to its required balance. |
| 9 | In case of an increase in German trade tax, to the VWL risk reserve the increased trade tax risk reserve amount. |
| 10 | Class A principal until class A is at its target size (i.e. target OC class A). |
| 11 | Class B principal until class B is at its target size (i.e. target OC class B). |
| 12 | Any subordinated expenses, if not already covered by one of the senior items. |
| 13 | Interest on the sub-loan. |
| 14 | Redemption of the sub-loan until reduced to zero. |
| 15 | Remainder to VWL as a final success fee. |

Source: Fitch Ratings, VCL Multi-Compartment S.A., Compartment VCL 39

Performance Triggers and Note Amortisation

The notes' targeted balance is set to meet a required OC amount, defined as the excess of the assets (excluding write-offs) over respective liabilities, i.e. the class A and B notes.

Incoming funds will first be used to redeem class A notes until their target OC is reached. At this point, incoming funds will also amortise class B notes, building up their target OC, while the target OC for class A notes is maintained. As soon as the asset balance has amortised to 10% of the initial balance or on the occurrence of a servicer replacement event, note amortisation will again be strictly sequential.

Additionally, should a performance trigger (recording losses) be breached, target OCs will rise, meaning amortisation will again be sequential until the increased target OC is reached. Finally, should losses exceed 1.6% of the initial balance, the notes' amortisation would also become sequential.

Required OC levels are as follows and are unchanged from previous transactions.

Credit Enhancement Increases Conditions

| Trigger | Class A (%) | Class B (%) |
|--|-------------|-------------|
| Initial available OC level | 5.4 | 3.6 |
| Target OC, if no trigger breach | 12.25 | 7.5 |
| Target OC, if level 1 trigger breached | 14.0 | 8.25 |
| Target OC, if level 2 trigger breached | 100 | 100 |

Source: Fitch Ratings, VCL Multi-Compartment S.A., Compartment VCL 39

A level 1 trigger is hit if the cumulative losses exceed the following thresholds:

- prior to (and including) the payment date falling in September 2024: 0.50%; and
- after the payment date falling in September 2024 until (and including) the payment date in June 2025: 1.15%.

A level 2 trigger is hit if cumulative losses exceed 1.6% at any payment date or when the asset balance falls below 10% of the initial balance.

Please refer to the *Cash Flow Modelling* section for more details on the increased sensitivity of the pro-rata structure towards certain modelling assumptions.

Disclaimer

Fitch relies in its credit analysis on legal and/or tax opinions provided by transaction counsel for the avoidance of doubt. Fitch has always made clear that it does not provide legal and/or tax advice or confirm that the legal and/or tax opinions, or any other transaction documents, or any transaction structures, are sufficient for any purpose. The disclaimer at the foot of this report makes it clear that this report does not constitute legal, tax and/or structuring advice from Fitch, and should not be used or interpreted as legal, tax and/or structuring advice from Fitch. Should readers of this report need legal, tax and/or structuring advice, they are urged to contact relevant advisers in the relevant jurisdictions.

Counterparty Risk

Fitch assesses the counterparty risk under its *Structured Finance and Covered Bonds Counterparty Rating Criteria* to be in line with the ratings assigned based on the documentation provisions and analytical adjustments described in the following table.

Counterparty Risk Exposures

| Counterparty role/risk | Counterparty | Relevant ratings under criteria | Minimum ratings and remedial actions | Adjustment to analysis if minimum ratings and remedial actions not in line with criteria |
|------------------------|---|---|--|--|
| Issuer account bank | Bank of New York Mellon, Frankfurt Branch | Long-Term deposit rating or Issuer Default Rating (IDR)/ Short-Term deposit rating or IDR | Minimum IDR or deposit rating of 'A' or 'F1'; i) replacement; ii) guarantee within 60 calendar days of downgrade below minimum ratings; or iii) any other measure to restore/maintain rating of the notes. | Minimum ratings and remedial actions i) and ii) in line with criteria. Option (iii) is not in line with Fitch counterparty criteria and could lead to a prolonged process for remedial actions if option (iii) is favoured over options (i) or (ii). |
| Swap provider | DZ Bank AG Deutsche Zentral-Genossenschaftsbank, Frankfurt branch | Derivative counterparty rating (DCR): long-term rating; Short-Term IDR: short-term rating. (Note: Fitch does not issue short-term DCRs, so the relevant short-term rating is the Short-Term IDR.) | DCR of 'A' or Short-Term IDR of 'F1'; or minimum DCR of 'BBB-' or Short-Term IDR of 'F3', with collateral posting required within 14 calendar days (collateralisation for liquidity adjustment and volatility cushion after 60 days), and replacement or guarantee within 60 days of downgrade below both minimum ratings. | Minimum ratings and remedial actions in line with criteria. |
| Servicer | VW Leasing GmbH | Not rated | There is no minimum rating for the servicer. The issuer is entitled to dismiss the servicer and appoint a new servicer. | Servicer continuity risk has been assessed to be reduced in accordance with Fitch's counterparty criteria because the reserve fund would cover payment obligations long enough to be able to find a replacement (see Operational Risk and Appendix 1). |

Source: Fitch Ratings, VCL Multi-Compartment S.A., Compartment VCL 39

Operational Risk

VWL acts as servicer for the transaction. Remedial actions regarding the servicer foresee the replacement of the servicer in the event of servicer disruption, which includes a breach of servicer obligations, insolvency of the servicer or non-payment by the servicer. No replacement servicer has been named. However, the transaction documents state that the issuer shall find a replacement servicer after no longer than three months.

Despite the intrinsic problems Fitch sees with the issuer being tasked to find a replacement servicer, we consider that the reserve fund would cover payment obligations long enough to be able to find a replacement and other parties in this transaction, especially the security trustee, would have an interest to lend support to act in the best interest of noteholders.

Fitch expects that the assets' standard nature will facilitate finding a new servicer as there are several potential candidates in the German leasing market that could take over the servicing of these assets.

Account Bank

We consider the issuer's exposure to the transaction account bank to be a primary credit risk.

The issuer will hold its account with The Bank of New York Mellon, Frankfurt branch. Under the transaction documents, should the account bank's deposit rating fall below the minimum required rating of 'A' or 'F1', it must find a suitably rated replacement within 60 calendar days.

The documented rating thresholds are in line with those outlined in our counterparty criteria for 'AAA' rated bonds, and the remedial actions are also in line with our criteria, except for the "other actions" option outlined above.

Swap Counterparty

The issuer entered into a swap agreement with DZ Bank to hedge the mismatch between the fixed payments received from the lease contracts and the floating-rate amounts payable on the rated notes. We classify the exposure to the swap provider as a primary credit risk; documented rating requirements for the swap provider and remedial actions are in line with those outlined in our counterparty criteria.

Commingling Risk

Commingling risk is considered a secondary risk driver in this transaction in line with Fitch's *Structured Finance and Covered Bonds Counterparty Rating Criteria*.

The servicer is no longer entitled to commingle collected payments with its own funds if VW is no longer rated at least 'BBB' or 'F2' by Fitch or the profit and loss sharing agreement between VW and VWFS or between VWFS and VWL is no longer in place. In this case, VWL has to advance expected collections including 5% prepayments for the following monthly period to the issuer's collection account.

Fitch considers the provisions to sufficiently cover commingling risk.

Payment Interruption Risk

As payment interruption risk is a primary risk in the transaction, Fitch tested the cash reserve coverage of the issuer's obligations under the swaps, the ongoing senior expenses and notes' interest. Based on our calculations, the available cash reserve is sufficient to initially maintain these payments for more than three months. Fitch considers this horizon sufficient to cover a disruption in the collection process and to re-establish it with a third party.

Set-Off Risk

Deposit Set-Off Risk

The originator is not a deposit-taking entity, only its legally separated sibling entity VW Bank GmbH is. As a result, there is no deposit-related set-off risk.

Set-Off Risk in the Service Component, Extended Warranties and Insurance Products

VWFS offers a range of insurance services and extended warranties as a complementary product for lease contracts, i.e. protection against unexpected repair needs after the maturity of the statutory two-year manufacturer guarantee. Neither the insurance nor the extended warranties or the service components of a lease are securitised.

Tax Risk

Based on its understanding of the applicable tax regimes, Fitch considers the risk of significant tax liabilities being imposed on the issuer to be limited.

Nevertheless, there are some remaining legal uncertainties with respect to potential trade tax (i.e. in case the tax authorities deem the special-purpose vehicle to be taxable in Germany) and secondary VAT liability (i.e. in case VWL defaults before it has forwarded the VAT portion to the authorities) that may be imposed on the issuer.

The seller will post and maintain a dedicated risk reserve (VWL risk reserve) equal to 1.1% of the initial discounted asset balance, which can be used to cover tax liabilities of the issuer and other seller-related risks. Fitch regards this reserve, together with the available CE, to be sufficient to address contingent tax liabilities.

Criteria Application, Model and Data Adequacy

Criteria Application

See page 2 for the list of [Applicable Criteria](#).

Fitch applies the *Consumer ABS Rating Criteria* as its sector-specific criteria under the overarching framework provided by the *Global Structured Finance Rating Criteria*, which is the master criteria report for the sector. The remaining criteria listed under *Applicable Criteria* are cross-sector criteria that outline Fitch's approach to counterparty risk and interest rate change vulnerability that are relevant for the ratings.

Fitch has analysed the risk of lessee default – and has set its default, recovery and prepayment assumptions – in accordance with its *Consumer ABS Rating Criteria*. Counterparty risks were analysed based on *Structured Finance and Covered Bonds Counterparty Rating Criteria*.

Models

The asset assumptions outlined above were applied in Fitch's proprietary multi-asset cash flow model, with which the transaction's cash flows were modelled. Click on the link for the model or for the criteria for a description of the model.

[Multi-Asset Cash Flow Model](#)

Data Adequacy

The following historical information was provided by VWL to support Fitch's analysis.

Data Adequacy

| Data | Time | Period | Frequency | Type |
|--|---------------|----------|-----------|---------|
| Losses | Jan 07-Mar 23 | 16 years | Monthly | Static |
| Total book volume | Dec 08-Mar23 | 14 years | Monthly | Dynamic |
| Delinquency | Dec 08-Mar 23 | 14 years | Monthly | Dynamic |
| Previous VCLs' default/loss performance data | Mar 07-Mar 23 | 16 years | Monthly | Dynamic |

Source: Fitch Ratings, VWL

Fitch also received pool stratifications and an amortisation profile of the final pool as of end-May 2023.

Fitch received a third-party assessment on the asset portfolio information before closing.

Overall, Fitch views the asset pool information relied upon for the agency's rating analysis according to its applicable rating methodologies to be adequately reliable.

Use of Third-Party Due Diligence Pursuant to SEC Rule 17g-10

Form ABS Due Diligence-15E was not provided to, or reviewed by, Fitch in relation to this rating action.

Surveillance

Throughout the life of the transaction, Fitch will monitor the performance of the collateral and any changes at the servicer, or with the structure, that may influence the ratings of the notes.

Fitch will receive monthly investor reports detailing the performance of the portfolio. These will provide the basis for the agency's surveillance of the transaction's performance against base-case expectations and the performance of the industry as a whole. The agency expects to assign an Issuer Report Grade of five stars to the investor reporting in line with previous transactions originated by VWL, as the standards of reporting are expected to remain comparable. Where appropriate, the agency may ask to monitor further data from the originator or the servicer. The ratings of the transaction will be reviewed by a committee at least once every 12 months, or when considered appropriate (e.g. if there is a deterioration in performance, an industry-wide development, or a change at the originators or the servicer that may influence the transaction).

Our quantitative analysis will focus on monitoring the key performance parameters (delinquencies, defaults, recoveries and prepayments) against the base-case assumptions. Fitch will further monitor the market developments of car prices.

Fitch's structured finance performance analytics team ensures that the assigned ratings remain an appropriate reflection of the issued notes' credit risk. Details of the transaction's performance will be available to subscribers at www.fitchratings.com.

Appendix 1: Origination and Servicing

In April 2023, Fitch had an onsite meeting with VWL. Overall, Fitch considers VWL's underwriting and servicing capacities to be in line with market standards among the top German car finance companies; VWL also has a proven record in its securitisation activity.

VWL

VWL is a wholly owned subsidiary of VWFS, which is part of Volkswagen Group. VWFS has announced its plan to restructure their business activities by combining VWL and VW Bank under one roof below VWFS by mid of 2024, subject to supervisory board approval. While leasing is currently not under ECB supervision, the future combined EU business will be split from the overseas and regulated by the ECB.

VWL's main activities are to promote the sale of the Volkswagen Group's automotive products (VW, Audi, SEAT, Skoda and VW Nutzfahrzeuge) and to strengthen customer loyalty to the Volkswagen Group brands. VWL has over 60 years' experience in the auto-financing business.

Origination

VWL offers leasing for new and used Volkswagen, Audi, SEAT, Skoda and VW Nutzfahrzeuge to commercial and non-commercial customers. Initially, the car is purchased by VWL. At the expiration of the leasing contract the vehicle will be sold by the car dealer or VWL. If the lessee wants to keep the car, it has to purchase the vehicle.

Depending on contract terms, the risk of the residual value being different from the market value of the car is borne by the car dealer or, in a few cases, the lessee (open-end contracts). The car dealer can transfer the residual value risk of closed-end contracts fully or partially, against a premium, to VWFS or the car manufacturer.

Underwriting

VWL manages its underwriting and distribution channel through its Leasing Operations/Underwriting (LOU) department. The LOU processes all leases and co-operates with a network of more than 3,500 dealers. Supported by a separate fraud prevention team, the LOU is also responsible for fraud detection. LOU employees are expected to undergo three months of training before carrying out any operational tasks in the teams and are offered a wide range of additional internal training to improve the consistency and quality of standards within the LOU.

Generally, the system works such that for contracts that fulfil the respective criteria, the steps including the approval are carried out in a fully automated fashion. The evaluation is, in essence, based on the following main categories: customer data, product type, vehicle information, payment history and scoring/credit rating. If a problem occurs, such as inconsistencies found or negative credit information, the request is processed manually. The underwriter then sees the outcome of the scoring and other information sources such as Schufa, Buerger, Creditreform or payment history if applicable and needs to approve the application manually.

The authority to approve a lease depends on the seniority of staff as well as a client's exposure. A junior lease administrator, for example, can approve a lease up to EUR50,000, while applications greater than EUR50,000 are approved by a senior lease administrator. Leases with a balance greater than EUR200,000 are managed by the special clients team.

Arrears Management and Special Servicing

The debt management team is responsible for dealing with delinquent contracts.

Lessees receive calls from VWFS's call centre as soon as possible after the due date to determine the reasons for the missed payment. A first reminder letter is sent out 12 days, a second 24 days and a third 36 days after due date. Once payment agreements are in place, reminders in case of non-payments are sent out every five days.

VWFS has introduced scores to handle delinquent contracts according to priority. Team members have the authority to approve payment holidays or maturity extensions. For corporate customers, a contract is terminated after two missed instalments. For private clients, the point of termination is dependent on the ability of VWL to terminate as prescribed by consumer protection regulation.

The collection centre is responsible for the handling of terminated contracts, second-hand marketing, court collections and charge-offs. It employs external collection agencies, which are compensated on the basis of their performance and success rates.

Vehicles can be repossessed following the effective date of the contract termination. After threatening repossession, a large portion of the terminated contracts has historically returned to performing status. For those contracts that remain non-performing almost all orders for repossession are successful. Generally, VWL judges whether it is worthwhile to pay for the repossession expenses as expected sale prices may be considered too low.

VWL normally obtains three bids from the dealer network before the vehicle is sold. A court settlement, to determine the borrower's outstanding obligation, is initiated around four months after the due date. The foreclosure process normally commences six months after the due date and is followed by the charge-off.

Risk Management

The originator must maintain all lease files, including supporting documents, for regular review to ensure compliance with policies and procedures. Retrospective risk-oriented audits are conducted regularly by internal audit department and by external auditors in course of the annual financial statements audit. VWL regularly backs up its databases and tests its business continuity plans.

Appendix 2: ESG Relevance Scores

Credit-Relevant ESG Derivation

VCL Multi-Compartment S.A., Compartment 39 has 5 ESG potential rating drivers

- ➔ VCL Multi-Compartment S.A., Compartment 39 has exposure to macroeconomic factors and sustained structural shifts in secular preferences affecting consumer behavior but this has very low impact on the rating.
- ➔ Governance is minimally relevant to the rating and is not currently a driver.

| Overall ESG Scale | | | |
|---------------------|---|--------|---|
| key driver | 0 | issues | 5 |
| driver | 0 | issues | 4 |
| potential driver | 5 | issues | 3 |
| not a rating driver | 5 | issues | 2 |
| | 4 | issues | 1 |

Environmental (E)

| General Issues | E Score | Sector-Specific Issues | Reference | E Scale |
|--|---------|---|-----------------------------|---------|
| GHG Emissions & Air Quality | 2 | Regulatory risks, fines, or compliance costs related to emissions, energy consumption and/or related reporting standards | Asset Quality; Surveillance | 5 |
| Energy Management | 2 | Assets' energy/fuel efficiency and impact on valuation | Asset Quality; Surveillance | 4 |
| Water & Wastewater Management | 1 | n.a. | n.a. | 3 |
| Waste & Hazardous Materials Management; Ecological Impacts | 1 | n.a. | n.a. | 2 |
| Exposure to Environmental Impacts | 2 | Asset, operations and/or cash flow exposure to extreme weather events and other catastrophe risk, including but not limited to flooding, hurricanes, tornadoes, and earthquakes | Surveillance | 1 |

How to Read This Page

ESG scores range from 1 to 5 based on a 15-level color gradation. Red (5) is most relevant and green (1) is least relevant.

The **Environmental (E), Social (S) and Governance (G)** tables break out the individual components of the scale. The right-hand box shows the aggregate E, S, or G score. General Issues are relevant across all markets with Sector-Specific Issues unique to a particular asset class. Scores are assigned to each sector-specific issue. These scores signify the credit-relevance of the sector-specific issues to the transaction's or program's overall credit rating. The Reference box highlights the factor(s) within which the corresponding ESG issues are captured in Fitch's credit analysis.

The **Credit-Relevant ESG Derivation table** shows the overall ESG score. This score signifies the credit relevance of combined E, S and G issues to the transaction's or program's credit rating. The three columns to the left of the overall ESG score summarize the transaction's or program's sub-component ESG scores. The box on the far left identifies some of the main ESG issues that are drivers or potential drivers of the transaction's or program's credit rating (corresponding with scores of 3, 4 or 5) and provides a brief explanation for the score.

Classification of ESG issues has been developed from Fitch's sector ratings criteria. The General Issues and Sector-Specific Issues draw on the classification standards published by the Sustainability Accounting Standards Board (SASB).

Social (S)

| General Issues | S Score | Sector-Specific Issues | Reference | S Scale |
|--|---------|--|--------------------------------|---------|
| Human Rights, Community Relations, Access & Affordability | 1 | n.a. | n.a. | 5 |
| Customer Welfare - Fair Messaging, Privacy & Data Security | 2 | Compliance with consumer protection related regulatory requirements, such as fair/transparent lending, data security, and safety standards | Operational Risk; Surveillance | 4 |
| Labor Relations & Practices | 2 | Labor practices, pension obligations and related litigation | Surveillance | 3 |
| Employee Wellbeing | 1 | n.a. | n.a. | 2 |
| Exposure to Social Impacts | 3 | Macroeconomic factors and sustained structural shifts in secular preferences affecting consumer behavior | Asset Quality; Surveillance | 1 |

Governance (G)

| General Issues | G Score | Sector-Specific Issues | Reference | G Scale |
|---|---------|--|--|---------|
| Rule of Law, Institutional and Regulatory Quality | 3 | Jurisdictional legal risks; regulatory effectiveness; supervisory oversight; foreclosure laws; government support and intervention | Asset Isolation and Legal Structure; Asset Quality; Rating Caps; Surveillance | 5 |
| Transaction & Collateral Structure | 3 | Asset isolation; resolution/insolvency remoteness; legal structure; structural risk mitigants; complex structures | Asset Isolation and Legal Structure; Asset Quality; Financial Structure; Rating Caps; Surveillance | 4 |
| Transaction Parties & Operational Risk | 3 | Counterparty risk; origination, underwriting and/or aggregator standards; borrower/lessee/sponsor risk; originator/servicer/manager/operational risk | Asset Quality; Financial Structure; Operational Risk; Rating Caps; Surveillance | 3 |
| Data Transparency & Privacy | 3 | Transaction data and periodic reporting | Asset Isolation and Legal Structure; Asset Quality; Financial Structure; Surveillance | 2 |
| | | | | 1 |

CREDIT-RELEVANT ESG SCALE - DEFINITIONS

How relevant are E, S and G issues to the overall credit rating?

| | |
|---|---|
| 5 | Highly relevant; a key transaction or program rating driver that has a significant impact on an individual basis. |
| 4 | Relevant to transaction or program ratings; not a key rating driver but has an impact on the ratings in combination with other factors. |
| 3 | Minimally relevant to ratings; either very low impact or actively mitigated in a way that results in no impact on the transaction or program ratings. |
| 2 | Irrelevant to the transaction or program ratings; relevant to the sector. |
| 1 | Irrelevant to the transaction or program ratings; irrelevant to the sector. |

For information on the solicitation status of the ratings included within this report, please refer to the solicitation status shown in the relevant entity's summary page of the Fitch Ratings website.

For information on the participation status in the rating process of an issuer listed in this report, please refer to the most recent rating action commentary for the relevant issuer, available on the Fitch Ratings website.

DISCLAIMER & DISCLOSURES

All Fitch Ratings (Fitch) credit ratings are subject to certain limitations and disclaimers. Please read these limitations and disclaimers by following this link: <https://www.fitchratings.com/understandingcreditratings>. In addition, the following <https://www.fitchratings.com/rating-definitions-document> details Fitch's rating definitions for each rating scale and rating categories, including definitions relating to default. Published ratings, criteria, and methodologies are available from this site at all times. Fitch's code of conduct, confidentiality, conflicts of interest, affiliate firewall, compliance, and other relevant policies and procedures are also available from the Code of Conduct section of this site. Directors and shareholders' relevant interests are available at <https://www.fitchratings.com/site/regulatory>. Fitch may have provided another permissible or ancillary service to the rated entity or its related third parties. Details of permissible or ancillary service(s) for which the lead analyst is based in an ESMA- or FCA-registered Fitch Ratings company (or branch of such a company) can be found on the entity summary page for this issuer on the Fitch Ratings website.

In issuing and maintaining its ratings and in making other reports (including forecast information), Fitch relies on factual information it receives from issuers and underwriters and from other sources Fitch believes to be credible. Fitch conducts a reasonable investigation of the factual information relied upon by it in accordance with its ratings methodology, and obtains reasonable verification of that information from independent sources, to the extent such sources are available for a given security or in a given jurisdiction. The manner of Fitch's factual investigation and the scope of the third-party verification it obtains will vary depending on the nature of the rated security and its issuer, the requirements and practices in the jurisdiction in which the rated security is offered and sold and/or the issuer is located, the availability and nature of relevant public information, access to the management of the issuer and its advisers, the availability of pre-existing third-party verifications such as audit reports, agreed-upon procedures letters, appraisals, actuarial reports, engineering reports, legal opinions and other reports provided by third parties, the availability of independent and competent third-party verification sources with respect to the particular security or in the particular jurisdiction of the issuer, and a variety of other factors. Users of Fitch's ratings and reports should understand that neither an enhanced factual investigation nor any third-party verification can ensure that all of the information Fitch relies on in connection with a rating or a report will be accurate and complete. Ultimately, the issuer and its advisers are responsible for the accuracy of the information they provide to Fitch and to the market in offering documents and other reports. In issuing its ratings and its reports, Fitch must rely on the work of experts, including independent auditors with respect to financial statements and attorneys with respect to legal and tax matters. Further, ratings and forecasts of financial and other information are inherently forward-looking and embody assumptions and predictions about future events that by their nature cannot be verified as facts. As a result, despite any verification of current facts, ratings and forecasts can be affected by future events or conditions that were not anticipated at the time a rating or forecast was issued or affirmed.

The information in this report is provided "as is" without any representation or warranty of any kind, and Fitch does not represent or warrant that the report or any of its contents will meet any of the requirements of a recipient of the report. A Fitch rating is an opinion as to the creditworthiness of a security. This opinion and reports made by Fitch are based on established criteria and methodologies that Fitch is continuously evaluating and updating. Therefore, ratings and reports are the collective work product of Fitch and no individual, or group of individuals, is solely responsible for a rating or a report. The rating does not address the risk of loss due to risks other than credit risk, unless such risk is specifically mentioned. Fitch is not engaged in the offer or sale of any security. All Fitch reports have shared authorship. Individuals identified in a Fitch report were involved in, but are not solely responsible for, the opinions stated therein. The individuals are named for contact purposes only. A report providing a Fitch rating is neither a prospectus nor a substitute for the information assembled, verified and presented to investors by the issuer and its agents in connection with the sale of the securities. Ratings may be changed or withdrawn at any time for any reason in the sole discretion of Fitch. Fitch does not provide investment advice of any sort. Ratings are not a recommendation to buy, sell, or hold any security. Ratings do not comment on the adequacy of market price, the suitability of any security for a particular investor, or the tax-exempt nature or taxability of payments made in respect to any security. Fitch receives fees from issuers, insurers, guarantors, other obligors, and underwriters for rating securities. Such fees generally vary from US\$1,000 to US\$750,000 (or the applicable currency equivalent) per issue. In certain cases, Fitch will rate all or a number of issues issued by a particular issuer, or insured or guaranteed by a particular insurer or guarantor, for a single annual fee. Such fees are expected to vary from US\$10,000 to US\$1,500,000 (or the applicable currency equivalent). The assignment, publication, or dissemination of a rating by Fitch shall not constitute a consent by Fitch to use its name as an expert in connection with any registration statement filed under the United States securities laws, the Financial Services and Markets Act of 2000 of the United Kingdom, or the securities laws of any particular jurisdiction. Due to the relative efficiency of electronic publishing and distribution, Fitch research may be available to electronic subscribers up to three days earlier than to print subscribers.

For Australia, New Zealand, Taiwan and South Korea only: Fitch Australia Pty Ltd holds an Australian financial services license (AFS license no. 337123) which authorizes it to provide credit ratings to wholesale clients only. Credit ratings information published by Fitch is not intended to be used by persons who are retail clients within the meaning of the Corporations Act 2001.

Fitch Ratings, Inc. is registered with the U.S. Securities and Exchange Commission as a Nationally Recognized Statistical Rating Organization (the "NRSRO"). While certain of the NRSRO's credit rating subsidiaries are listed on Item 3 of Form NRSRO and as such are authorized to issue credit ratings on behalf of the NRSRO (see <https://www.fitchratings.com/site/regulatory>), other credit rating subsidiaries are not listed on Form NRSRO (the "non-NRSROs") and therefore credit ratings issued by those subsidiaries are not issued on behalf of the NRSRO. However, non-NRSRO personnel may participate in determining credit ratings issued by or on behalf of the NRSRO.

Copyright © 2023 by Fitch Ratings, Inc., Fitch Ratings Ltd. and its subsidiaries, 33 Whitehall Street, NY, NY 10004. Telephone: 1-800-753-4824, (212) 908-0500. Fax: (212) 480-4435. Reproduction or retransmission in whole or in part is prohibited except by permission. All rights reserved.